

公告

[jieliang liu](#) · 三月 3, 2022


## 2022年2月，开发者社区新闻！


欢迎来到2月22日的社区新闻发布！

我们很高兴为InterSystems的开发者介绍我们全新的社区活动日历：

<https://community.intersystems.com/events>

LearningDocumentationCommunityOpen ExchangeGlobal MastersCertificationPartner Directory

PostsEventsProductsJobsMembersAbout

QEN

Event calendar

All eventsWebinarsMeetupsContests

Available events

Online Meetup with the Python Contest Winners

March 03, 2022 – 06:00 PM MSK

Online

First Tech Article Contest in Spanish

February 01–28, 2022

Online

Past events

InterSystems Python Contest Kick-off Webinar

February 07, 2022 – 08:00 PM MSK

Online

InterSystems Python Contest

February 07–27, 2022

Online

French Stream On InterSystems Technologies #8

February 03, 2022 – 02:00 PM MSK

Online

Online Meetup with the Datasets Contest Winners

January 20, 2022 – 07:00 PM MSK

Online

Preview | List

New event

February2022

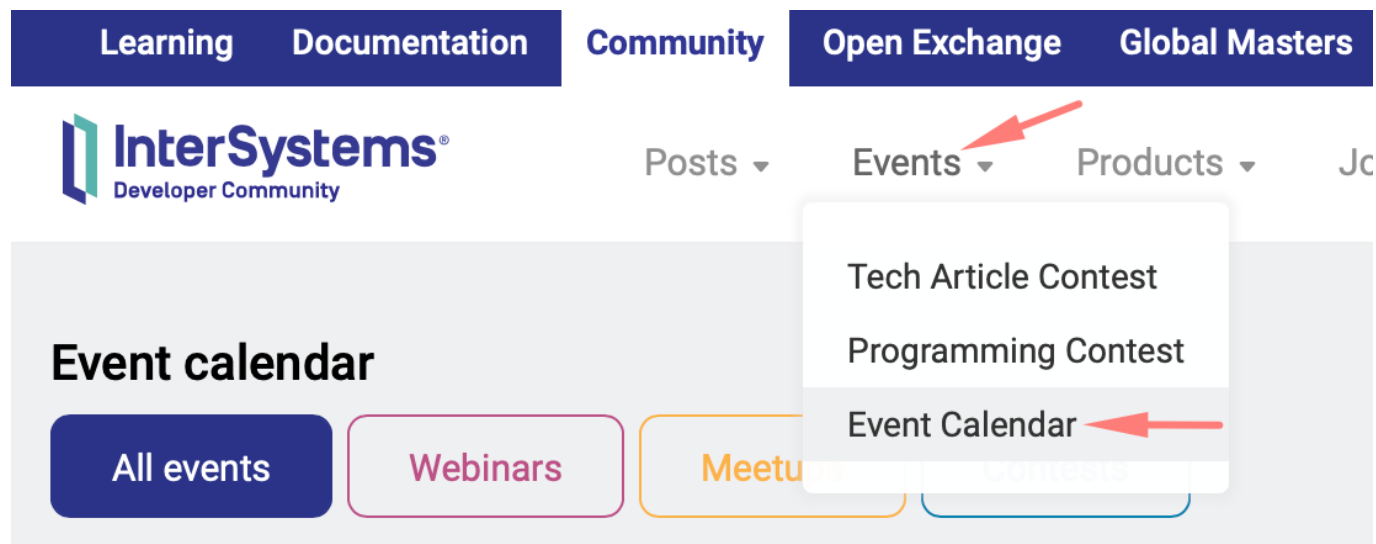
Su	Mo	Tu	We	Th	Fr	Sa
30	31	1	2	3	4	5
6	7	8	9	10	11	12
13	14	15	16	17	18	19
20	21	22	23	24	25	26
27	28	1	2	3	4	5

在这个日历中，你将看到特区活动的历史。了解现在或即将发生的活动，查看过去的活动，并观看社区的网络研讨会和聚会的录音。

让我们仔细看看如何使用它。

要进入DC日历，请点击 "活动" 顶部菜单，进入 "活动日历" 部分：

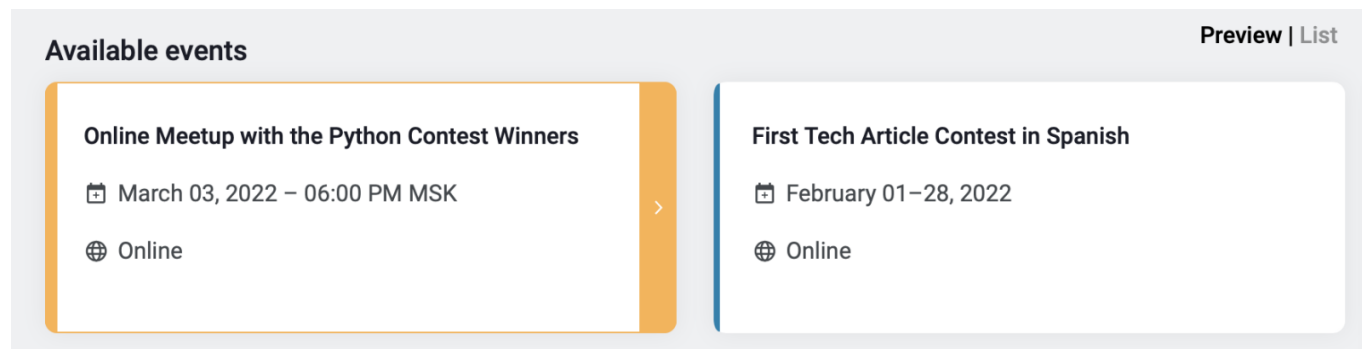
Page 1 of 6



在这个日历中，你会发现现有的和过去的活动，这些活动可以被分为不同的类别：


- 所有活动
- 网络研讨会
- 开发者聚会
- 比赛

通过点击 "预览模式" 中的事件，你将看到它的公告：



随意使用 "列表模式"，它显示事件预告，并有一个选项可以将任何可用的事件添加到你的日历中：

[Learning](#) [Documentation](#) [Community](#) [Open Exchange](#) [Global Masters](#) [Certification](#) [Partner Directory](#)

 [Posts](#) [Events](#) [Products](#) [Jobs](#) [Members](#) [About](#)


### Event calendar



[All events](#) [Webinars](#) [Meetups](#) [Contests](#)

[Preview](#) | [List](#)

#### Available events

03 Mar



 Announcement  [Anastasia Dyubaylo](#) · 7 hr ago

### Online Meetup with the Python Contest Winners

Hi Community,

Let's meet together at the [online meetup with the winners of the InterSystems Python contest!](#)

You'll have an opportunity to have a discussion with InterSystems Product Managers on the new IRIS 2021.2 [Embedded Python](#) functionality, Q&A on Python, etc. Our winners' demo included!

你也可以在右边的小日历中选择任何日期，了解当天有什么活动安排或发生：

## New event

◀ February ▶      ◀ 2022 ▶

Su	Mo	Tu	We	Th	Fr	Sa
30	31	1	2	3	4	5
6	7	8	9	10	11	12
13	14	15	16	17	18	19
20	21	22	23	24	25	26
27	28	1	2	3	4	5

March 3, 2022



此外，你可以通过点击 "新事件" 按钮创建你自己的事件。你将被自动转到事件创建页面。

将 "Event" 标签添加到帖子中，将打开用于创建活动的特殊字段。

Tags

Events x

Previous post

https://

Next post

https://

Open Exchange app

https://

Event name

Register link

Link to the event

Event duration

☐ All-day

Start date

Time

End date

Time

Timezone

America/New York

Direct link to join

Add a direct link to a meeting, stream, etc.

Short description

Description for calendar

Location

Online or fill out the venue

当你在字段中填写了活动名称、注册链接和时间后，你的活动将自动在主页面的 "活动" 块中突出显示。

Community Open Exchange Global Masters Certification Partner Directory

Posts ▾ Events ▾ Products ▾ Jobs ▾ Members About ▾

Q EN ✉

All New My Feed Week Month

By update

New post

Question David Hockenbroch · 4 hr ago

## Change User of CSP Session

Is there a way, for testing purposes at least, to change a CSP session over to a different user? We have a lot of things in our system that are allowed or restricted based on the user login, so it would be useful for me to be able to occasionally run as a different user to see how things look and work for them. I've tried using the %CSP.Session.Login function, but that still shows the CSP session as being from the original user, not the one I've switched to.

#CSP #Caché

0 0 0 3 28

Announcement Anastasia Dyubaylo · 8 min ago

## [Video] Securing FHIR Applications with OAuth 2.0 (Part 1)


Events

**03 Mar**

Online Meetup with the Python Contest Winners

06:00 PM - 07:00 PM MSK

News



Download IRIS

此外，在你的活动公告中，你会看到：

- 带有注册链接的特殊块
- 用于快速添加事件到你的日历的按钮

The screenshot shows a community post on the InterSystems Developer Community website. The post is titled "Online Meetup with the Python Contest Winners" and is an announcement by Anastasia Dyubaylo, posted 7 hours ago. The post content includes a greeting, an invitation to meet together at the online meetup with the winners of the InterSystems Python contest, and information about a discussion with InterSystems Product Managers on the new IRIS 2021.2 Embedded Python functionality. A date and time are specified: Thursday, March 3 - 10:00 EDT. Below the text is a large image featuring the InterSystems logo and a red play button icon. To the right of the post, there is a "New post" button and a section for the author, Anastasia Dyubaylo, Community Manager at InterSystems Corp., with her profile picture. Below the author's name is a "Registration" section for the event, showing the date "03 Mar", the event title, the time "10:00 AM - 11:00 AM EST", the location "Online", and a "Register" button. A red arrow points to the "Add to calendar" button in the top right corner of the post content area.

欢迎添加更多关于你的活动的细节，添加简短的描述/直接链接加入/位置。

希望你喜欢我们的更新！

您可以将改进要求和错误报告提交到 [DC GitHub](#)。或者在本帖的评论中发表你的建议。

请继续关注我们的新消息！

[#开发者社区官方](#)

## 源

URL:

<https://cn.community.intersystems.com/post/2022%E5%B9%B4%E6%9C%88%E5%BC%80%E5%8F%91%E8%80%85%E7%A4%BE%E5%8C%BA%E6%96%B0%E9%97%BB%E5%BC%81>